

ELETTROTEK KABEL[®]

cables and systems

AUTOMATIONS CABLE
PENDANT CONTROL CABLE

TITAN[®]



TITAN SERVICE CO.,LTD.



www.titanservice.co.th



ELETTROTEK KABEL[®]

cables and systems

AUTOMATIONS CABLE
PENDANT CONTROL CABLE

TITAN[®]



TITAN SERVICE CO.,LTD.



www.titanservice.co.th



ELETTROTEK KABEL[®] **GROUP**

Elettrotek Kabel Group was established in 2001 in Bagnolo, Italy, born from the desire to supply specific cables to the local market, with the aim to expand worldwide.

Expansion which was made possible by the opening of offices in Poland, Czech Republic, India, Switzerland, USA, and Germany permitting Elettrotek Kabel Group to touch all sides of the world.

From this advantage point we are able to better provide our cables and technical services which are of the highest standards and focused in different sectors being automation, port, steel, mining, oil & gas, and wind & solar energy industries worldwide.

With a high level of knowledge gained by over ten years of experience in providing the best cable solutions to our customers in each of these sectors, Elettrotek Kabel has now become a point of reference to the biggest players in the these specific fields of industry.

Our Stork in Italy



Certifications & Normatives:





ELETTROTEK KABLE® LIFT-2S

Construction:

Conductor:	Flexible red copper conductor Cl. 6, acc to IEC 60228, DIN VDE 0295
Insulation:	PVC special compound
Cores color:	white or black cores with consecutive numbers green-yellow earth-wire from 3 cores
Wrapping:	multi-layer wrapping
Supporting braid:	two steel
Outer sheath:	special PVC compound
Sheath color:	black (RAL 9005)

Features:

- ▶ ExOzone resistant
- ▶ UV resistant
- ▶ moisture water resistant
- ▶ low abrasion
- ▶ high notch resistant
- ▶ for SPEEDS and MINIMUM BENDING RADIUS
see pages 1,2,3,4,5,6 of catalogue

Technical data:

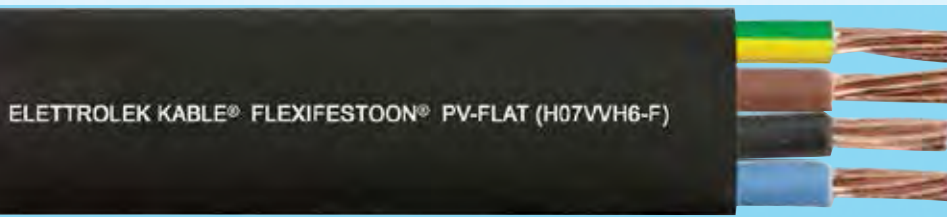
Nominal voltage:	U/oU 300/500 V
Test voltage:	2,5 kV
Temperature range:	
fixed installation:	-40°C up to +70°C
flexible installation:	-25°C up to +60°C
Max. temperature on conductor:	
in service:	+90°C
short circuit:	+250°C
Min. Bending radius:	10 x d
Max Suspension heighth:	50 mt
Resistance:	
	Fire performance:
	PVC self-extinguishing and flame retardant acc.to
	DIN VDE 0482 part 265-2-1/EN50265-2-1/IEC 60332-1
	(equivalent DIN VDE 0472 part 804 test method B)



Part no.	No. of cores x cross-section n x mm ²	Outer-Ø ca. mm ± 10%	Copper weight kg/km	Cable weight approx. kg/km	Max. tensile load N	AWG no. *)
03160D7A061M10	6G1	12	57,6	105	1000	18
03160D7A121M10	12G1	14,9	115,2	210	1000	18
03160D7A181M10	18G1	17,1	172,8	312	1000	18
03160D7A251M10	25G1	21	240	432	1000	18
03160D7A301M10	30G1	21,9	288	520	1000	18
03160D7A081M15	8G1,5	14,9	115	300	1000	16
03160D7A121M15	12G1,5	16,5	172,8	350	1000	16
03160D7A151M15	15G1,5	18,6	230	390	1000	16
03160D7A181M15	18G1,5	19,3	259	468	1000	16
03160D7A201M15	20G1,5	21	288	520	1000	16
03160D7A241M15	24G1,5	22,6	346	624	1000	16
03160D7A301M15	30G1,5	24	432	700	1000	16

Other construction and sizes are available on request

FLEXIFESTOON® PV-FLAT (H07VVH6-F)



ELETTROTEK KABLE® FLEXIFESTOON® PV-FLAT (H07VVH6-F)

Construction:

Conductor:	Flexible red copper conductor Cl. 5, acc to IEC 60228, DIN VDE 0295
Insulation:	PVC type TI2
Stranding :	cores laying parallel
Cores color:	acc. to DIN VDE 0293-308, HD 308 S2 from 6 cores black cores with consecutive numbers acc. to EN 50334; green-yellow earth-wire from 3 cores
Outer sheath:	black, special PVC compound

Features:

- ▶ Extremely small bending radius
- ▶ high flexibility
- ▶ minimum waste of space
- ▶ pocketing possibility
- ▶ for SPEEDS and MINIMUM BENDING RADIUS see page 1,2,3/5,6 of catalogue
- ▶ flame retardant acc. to IEC 60332-1
- ▶ UV and ozone resistance
- ▶ 0,6/1 kV version on request

Technical data:

Nominal voltage:	U/oU 450/750 V
Test voltage:	2.5 kV
Temperature range:	
fixed installation:	-40°C up to +80°C
flexible installation:	-25°C up to +80°C
Max. temperature on conductor:	
in service:	+70°C
in short circuit:	+150°C
Min. Bending radius:	10 x d
Radiation resistance:	up to 80x10 ⁶ cJ/kg (up to 80 Mrad)
Tensile strenght:	
static:	15 n/mm ²
dynamic:	30 n/mm ²
Max speed:	up to 120 m/min
Resistance:	
Fire performance:	test method B acc. to DIN VDE 0472 part 804 and IEC 60332-1
Chemical resistance:	very good




Part no.	No. of cores x cross-section n x mm ²	Outer-Ø ca. mm ± 10%	Copper weight kg/km	Cable weight approx. kg/km	AWG no. *)
03050E72041M15	4G1,5	4,5x13,7	58	133	16
03050E72051M15	5G1,5	4,5x17,9	72	169	16
03050E70071M15	7G1,5	4,5x23,5	101	235	16
03050E70081M15	8G1,5	4,5x26,8	115	265	16
03050E71080M15	8x1,5	5x29	115	300	16
03050E70091M15	9G1,5	5x32	130	330	16
03050E70101M15	10G1,5	4,5x33,5	144	332	16
03050E70121M15	12G1,5	4,5x38,9	173	421	16
03050E70161M15	16G1,5	4,5x51,5	230,4	555	16
03050E70181M15	18G1,5	5x58	259,2	620	16
03050E70241M15	24G1,5	5x80	346	859	16
03050E72041M25	4G2,5	5,5x17	96	205	14
03050E72051M25	5G2,5	5,5x21,5	120	256	14
03050E70071M25	7G2,5	5,5x30,3	168	344	14
03050E70081M25	8G2,5	5,5x31,9	192	389	14
03050E70121M25	12G2,5	5,8x47,1	288	580	14
03050E70161M25	16G2,5	5,8x55,1	384	674	14
03050E70181M25	18G2,5	5,8x74	432	900	14

Part no.	No. of cores x cross-section n x mm ²	Outer-Ø ca. mm ± 10%	Copper weight kg/km	Cable weight approx. kg/km	AWG no. *)
03050E70064M25	6x(4G2,5)	15x63	576	950	14
03050E70241M25	24G2,5	5,8x120	576	950	14
03050E72041M40	4G4	7x21,8	154	344	12
03050E72051M40	5G4	7x27,4	192	428	12
03050E70071M40	7G4	7,9x36,6	269	590	12
03050E70121M40	12G4	6,8x57	460,8	880	12
03050E72041M60	4G6	8,2x24,8	230	424	10
03050E72051M60	5G6	8,2x31,8	288	530	10
03050E72071M60	7G6	8,2x42,6	403	760	10
03050E72041M61	4G10	10,0x29,6	384	710	8
03050E72041M62	4G16	11,2x34,4	614	1014	6
03050E72041M63	4G25	13,7x42,6	960	1365	4
03050E72041M64	4G35	15,4x47,6	1344	2100	2
03050E72041M65	4G50	18,2x57	1920	2940	1
03050E72041M66	4G70	20,x64,2	2688	4090	2/0
03050E72041M67	4G95	20,5x72,5	3684	4550	3/0
03050E72051M40	5G4	6,9x26	192	390	12
03050E72051M60	5G6	7,6x29,5	288	530	10
03050E72051M61	5G10	9,4x36,5	480	868	8
03050E72051M62	5G16	13x46,6	768	1370	6
03050E72051M63	5G25	15,5x55,5	1200	2000	4

Other construction and sizes are available on request

ELETTROTEK KABLE® PV-FLAT H05VVH6-F/LIFT



Construction:

Conductor:	Flexible red copper conductor Cl. 5, acc to IEC 60228, DIN VDE 0295
Insulation:	PVC special compound
Stranding:	parallel cores laying
Color code:	core identification up to 5 cores to color code DIN VDE 0293 7 cores and above with number printing + green-yellow
Outer sheath:	black, special PVC (RAL 9005)

Technical data:

Nominal voltage:	Uo/U 300/500 V (up to 1 mm ²)
Test voltage:	2 kV
Temperature range:	fixed installation: -40°C up to +80°C flexible installation: - 5°C up to +70°C
Min. Bending radius:	10 x d
Radiation resistance:	up to 80 x 10 ⁶ cJ/kg (up to 80 mrad)
Resistance:	Oil resistance: DIN VDE 0473 part 811-2-1, IEC 60811-2-1; Fire resistant: acc. to DIN VDE 0482 part 266-2-5, IEC 60332-3, EN 50266-2-5

Features:

- ▶ High flexibility
- ▶ packeting possibility



Part no.	No. of cores x cross-section n x mm ²	Outer-Ø ca. mm ± 10%	Copper weight kg/km	Cable weight approx. kg/km	AWG no. *)
07020D72041M07	4G0,75	4,3 x 12,6	28,8	90	19
07020D72051M07	5G0,75	4,3 x 16,1	36	115	19
07020D70061M07	6G0,75	4,3 x 19,4	43,2	141	19
07020D70081M07	8G0,75	4,3 x 26,4	64,8	198	19
07020D70091M07	9G0,75	-	58	190	19
07020D70101M07	10G0,75	4,3 x 30,1	72	224	19
07020D70121M07	12G0,75	4,3 x 33,8	84,4	258	19
07020D70161M07	16G0,75	4,3 x 44,4	115,2	340	19
07020D70181M07	18G0,75	4,3 x 49,2	129,6	380	19
07020D70201M07	20G0,75	4,3 x 55	144	424	19
07020D70241M07	24G0,75	4,3 x 65,6	172,8	509	19
07020D72031M07	3G1	4,5 x 10,8	28,8	80	18
07020D72041M07	4G1	4,5 x 13,4	38,4	104	18
07020D72051M07	5G1	4,5 x 16	48	134	18
07020D70061M07	6G1	4,5 x 20,6	57,6	161	18
07020D70081M07	8G1	-	77	220	18
07020D70091M07	9G1	4,5 x 28,4	86,4	230	18
07020D70101M07	10G1	4,5 x 30	96	256	18
07020D70121M07	12G1	4,5 x 36,2	115,2	298	18
07020D70161M07	16G1	4,5 x 47,6	153,6	395	18
07020D70181M07	18G1	4,5 x 52,8	172,8	441	18
07020D70201M07	20G1	4,5 x 59	192	495	18
07020D70241M07	24G1	4,5 x 70,4	230,4	590	18

Other construction and sizes are available on request

GAALFLEX® CONTROL: 500

PVC control cable (former = YSLY-JZ) 300/500 V



CE

ELETTROTEK KABLE® GAALFLEX® CONTROL 500



Construction:

Conductor:	Flexible red copper conductor Cl. 5, acc to IEC 60228, DIN VDE 0295
Insulation:	PVC type TI2
Cores color:	black cores with consecutive numbers acc. to EN 50334, green-yellow from 3 cores
Stranding:	in layers
Outer sheath:	grey (RAL 7001) PVC type TM2

Features:

- ▶ flexible
- ▶ numbered cores
- ▶ small bending radius
- ▶ on request black outer sheath

Technical data:

Nominal voltage:	U _{oU} 300/500 V
Test voltage:	3 kV acc.to DIN VDE 0281 part 2 + HD 21.1
Temperature range:	
Fixed laying:	-40°C to +80°C
Flexible application:	-15°C up to +80°C
Radiation resistance:	8 x 10 ⁷ cJ/kg
Min. bending radius :	
fixed laying:	4 x d
flexible applications:	6 x d
Resistance:	Flame retardant and self-extinguishing: acc.to IEC 60332-1-2, EN 50265-2-1, DIN VDE 0482 part 265-2-1 Oil resistance: acc. to DIN VDE 0473 part 811-2-1, IEC EN 60811-2-1

Part no.	No. of cores x cross section n x mm ²	Outer Ø Ca. mm ±10%	Copper weight kg/km	Cable weight kg/km	AWG no. *)
31010D51020M05	2 x 0,5	5,1	9,6	37	20
31010D50031M05	3 G 0,5	5,4	14,4	43	20
31010D50041M05	4 G 0,5	5,8	19,2	52	20
31010D50051M05	5 G 0,5	6,5	24	64	20
31010D50071M05	7 G 0,5	7,1	33,6	80	20
31010D50081M05	8 G 0,5	8,3	38,4	99	20
31010D50091M05	9 G 0,5	8,8	43,2	110	20
31010D50101M05	10 G 0,5	9,2	48	117	20
31010D50121M05	12 G 0,5	9,5	57,6	132	20
31010D50141M05	14 G 0,5	9,9	67,2	148	20
31010D50161M05	16 G 0,5	10,6	76,8	171	20
31010D50181M05	18 G 0,5	11,2	86,4	189	20
31010D50211M05	21 G 0,5	12,4	100,8	225	20
31010D50251M05	25 G 0,5	13,6	120	260	20
31010D50301M05	30 G 0,5	14	144	298	20
31010D50341M05	34 G 0,5	15,3	163,2	341	20
31010D50401M05	40 G 0,5	16,5	192	399	20
31010D50421M05	42 G 0,5	16,5	201,6	414	20
31010D50501M05	50 G 0,5	18,1	240	485	20
31010D50611M05	61 G 0,5	19,4	292,8	529	20
31010D50651M05	65 G 0,5	20,4	312	619	20
31010D50801M05	80 G 0,5	22,2	384	752	20
31010D51020M07	2 x 0,75	5,7	14,4	47	19
31010D50031M07	3 G 0,75	6,2	21,6	59	19
31010D50041M07	4 G 0,75	6,7	28,8	71	19
31010D50051M07	5 G 0,75	7,3	36	84	19
31010D50071M07	7 G 0,75	8,2	50,4	110	19
31010D50081M07	8 G 0,75	9,6	57,6	136	19
31010D50091M07	9 G 0,75	10,2	64,8	152	19
31010D50101M07	10 G 0,75	10,6	72	159	19
31010D50121M07	12 G 0,75	10,9	86,4	181	19
31010D50141M07	14 G 0,75	11,4	100,8	203	19
31010D50161M07	16 G 0,75	12,2	115,2	234	19

Part no.	No. of cores x cross section n x mm ²	Outer Ø Ca. mm ±10%	Copper weight kg/km	Cable weight kg/km	AWG no. *)
31010D50181M07	18 G 0,75	12,9	129,6	258	19
31010D50211M07	21 G 0,75	14,3	151,2	305	19
31010D50251M07	25 G 0,75	15,6	180	354	19
31010D50301M07	30 G 0,75	16,3	216	417	19
31010D50341M07	34 G 0,75	17,8	244,8	473	19
31010D50401M07	40 G 0,75	19	288	546	19
31010D50421M07	42 G 0,75	19	302,4	565	19
31010D50501M07	50 G 0,75	21	360	672	19
31010D50611M07	61 G 0,75	22,5	439,2	803	19
31010D50651M07	65 G 0,75	23,9	468	869	19
31010D50801M07	80 G 0,75	25,7	576	1040	19
31010D51020M10	2 x 1	5,9	19,2	53	18
31010D50031M10	3 G 1	6,4	28,8	67	18
31010D50041M10	4 G 1	7	38,4	82	18
31010D50051M10	5 G 1	7,8	48	101	18
31010D50071M10	7 G 1	8,5	67,2	128	18
31010D50081M10	8 G 1	9,9	76,8	157	18
31010D50091M10	9 G 1	10,8	86,4	181	18
31010D50101M10	10 G 1	11	96	189	18
31010D50121M10	12 G 1	11,3	115,2	211	18
31010D50141M10	14 G 1	12,1	134,4	244	18
31010D50161M10	16 G 1	12,7	153,6	273	18
31010D50181M10	18 G 1	13,6	172,8	309	18
31010D50211M10	21 G 1	15	201,6	363	18
31010D50251M10	25 G 1	16,4	240	422	18
31010D50301M10	30 G 1	17	288	488	18
31010D50341M10	34 G 1	18,5	326,4	556	18
31010D50401M10	40 G 1	19,9	384	651	18
31010D50421M10	42 G 1	19,9	403,2	677	18
31010D50501M10	50 G 1	21,9	480	792	18
31010D50611M10	61 G 1	23,6	585,6	959	18
31010D50651M10	65 G 1	24,8	624	1024	18
31010D50801M10	80 G 1	27	768	1243	18

CONTROL AND CONNECTION CABLES

H05V-K, 300/500 V
H07V-K, 450/750 V
 PVC insulated single conductor



ELETTROTEK KABEL® H05VK-K

Construction:

Conductor: Flexible red copper conductor Cl.5, acc to IEC 60228, DIN VDE 0295
Insulation: Black (RAL 9005), PVC type T11 (other color on request)

Technical data:

Nominal voltage: up to 1 mm.² from 1.5 mm.²
 U/oU 300/500 V
 U/oU 450/750 V

Test voltage:
 H05V-K: 2,5 kV acc.to DIN VDE 0281 part 2 + HD 21.2
 H07V-K: 2,5 kV acc.to DIN VDE 0281 part 2 + HD 21.2

Temperature range: -10°C to +70°C

Min. bending radius : D≤8 8<D≤12 12<D≤20 D>20
 fixed laying: 3D 3D 4 x d 4 x d
 flexible applications: 5D 5D 6 x d 6 x d

Resistance: **Self-extinguishing and flame retardant:** acc. to DIN VDE 0482 part 265-2-1 / EN 50265-2-1 / IEC 60332-1-2

Features:

- ▶ flexible conductor
- ▶ harmonized acc. to European standards
- ▶ <HAR> H05V-K, H07V-K

H05V-K

Part no.	Cross section mm ²	Outer Ø Ca. mm ±10%	Copper weight kg/km	Cable weight kg/km	AWG kg/km
31320D01010M05	0,5	2,3	4,8	10	20
31320D01010M07	0,75	2,4	7,2	12	19
31320D01010M10	1	2,6	9,6	15	18

H07V-K

Part no.	Cross section mm ²	Outer Ø Ca. mm ±10%	Copper weight kg/km	Cable weight approx. kg/km	AWG no. *)
31320E01010M15	1,5	3,1	14,4	21	16
31320E01010M25	2,5	3,7	24	32	14
31320E01010M40	4	4,3	38,4	47	12
31320E01010M60	6	4,8	57,6	65	10
31320E01010M61	10	6,8	96	110	8
31320E01010M62	16	7,4	153,6	170	6
31320E01010M63	25	9,3	240	255	4
31320E01010M64	35	10,7	336	345	2
31320E01010M65	50	12,7	480	495	1
31320E01010M66	70	14,6	672	720	2/0
31320E01010M67	95	16,7	912	980	3/0
31320E01010M68	120	18,5	1152	1240	4/0
31320E01010M69	150	20,4	1440	1550	250 MCM
31320E01010M70	185	22,75	1776	1920	350 MCM
31320E01010M71	240	26	2304	2480	450 MCM

Other dimensions and colors available on request.

A WIDE RANGE OF PRODUCTS AT YOUR DISPOSAL:

ELEKTROTEK KABEL®



TITAN[®]
SERVICE
TITAN SERVICE CO.,LTD.

บริษัท ไทแทน เซอร์วิส จำกัด
1/19 หมู่ 1 ต.พิมพา อ.บางปะกง จ.ฉะเชิงเทรา 24180 (ประเทศไทย)
โทร. 038 570 470-3 แฟกซ์. 038 570 474
www.titanservice.co.th E-mail : titanservice@live.com

ELETTROTEK KABEL[®] **GROUP**

Elettrotek Kabel Group was established in 2001 in Bagnolo, Italy, born from the desire to supply specific cables to the local market, with the aim to expand worldwide.

Expansion which was made possible by the opening of offices in Poland, Czech Republic, India, Switzerland, USA, and Germany permitting Elettrotek Kabel Group to touch all sides of the world.

From this advantage point we are able to better provide our cables and technical services which are of the highest standards and focused in different sectors being automation, port, steel, mining, oil & gas, and wind & solar energy industries worldwide.

With a high level of knowledge gained by over ten years of experience in providing the best cable solutions to our customers in each of these sectors, Elettrotek Kabel has now become a point of reference to the biggest players in the these specific fields of industry.

Our Stork in Italy



Certifications & Normatives:





ELETTROTEK KABLE® LIFT-2S

Construction:

Conductor:	Flexible red copper conductor Cl. 6, acc to IEC 60228, DIN VDE 0295
Insulation:	PVC special compound
Cores color:	white or black cores with consecutive numbers green-yellow earth-wire from 3 cores
Wrapping:	multi-layer wrapping
Supporting braid:	two steel
Outer sheath:	special PVC compound
Sheath color:	black (RAL 9005)

Features:

- ▶ ExOzone resistant
- ▶ UV resistant
- ▶ moisture water resistant
- ▶ low abrasion
- ▶ high notch resistant
- ▶ for SPEEDS and MINIMUM BENDING RADIUS
see pages 1,2,3,4,5,6 of catalogue

Technical data:

Nominal voltage:	U/oU 300/500 V
Test voltage:	2,5 kV
Temperature range:	
fixed installation:	-40°C up to +70°C
flexible installation:	-25°C up to +60°C
Max. temperature on conductor:	
in service:	+90°C
short circuit:	+250°C
Min. Bending radius:	10 x d
Max Suspension height:	50 mt
Resistance:	Fire performance:
	PVC self-extinguishing and flame retardant acc.to DIN VDE 0482 part 265-2-1/EN50265-2-1/ IEC 60332-1 (equivalent DIN VDE 0472 part 804 test method B)




Part no.	No. of cores x cross-section n x mm ²	Outer-Ø ca. mm ± 10%	Copper weight kg/km	Cable weight approx. kg/km	Max. tensile load N	AWG no. *)
03160D7A061M10	6G1	12	57,6	105	1000	18
03160D7A121M10	12G1	14,9	115,2	210	1000	18
03160D7A181M10	18G1	17,1	172,8	312	1000	18
03160D7A251M10	25G1	21	240	432	1000	18
03160D7A301M10	30G1	21,9	288	520	1000	18
03160D7A081M15	8G1,5	14,9	115	300	1000	16
03160D7A121M15	12G1,5	16,5	172,8	350	1000	16
03160D7A151M15	15G1,5	18,6	230	390	1000	16
03160D7A181M15	18G1,5	19,3	259	468	1000	16
03160D7A201M15	20G1,5	21	288	520	1000	16
03160D7A241M15	24G1,5	22,6	346	624	1000	16
03160D7A301M15	30G1,5	24	432	700	1000	16

Other construction and sizes are available on request

FLEXIFESTOON® PV-FLAT (H07VVH6-F)



ELETTROTEK KABLE® FLEXIFESTOON® PV-FLAT (H07VVH6-F)



Construction:

Conductor:	Flexible red copper conductor Cl. 5, acc to IEC 60228, DIN VDE 0295
Insulation:	PVC type TI2
Stranding :	cores laying parallel
Cores color:	acc. to DIN VDE 0293-308, HD 308 S2 from 6 cores black cores with consecutive numbers acc. to EN 50334; green-yellow earth-wire from 3 cores
Outer sheath:	black, special PVC compound

Features:

- ▶ Extremely small bending radius
- ▶ high flexibility
- ▶ minimum waste of space
- ▶ pocketing possibility
- ▶ for SPEEDS and MINIMUM BENDING RADIUS see page 1,2,3/5,6 of catalogue
- ▶ flame retardant acc. to IEC 60332-1
- ▶ UV and ozone resistance
- ▶ 0,6/1 kV version on request

Technical data:

Nominal voltage:	U/oU 450/750 V
Test voltage:	2.5 kV
Temperature range:	
fixed installation:	-40°C up to +80°C
flexible installation:	-25°C up to +80°C
Max. temperature on conductor:	
in service:	+70°C
in short circuit:	+150°C
Min. Bending radius:	10 x d
Radiation resistance:	up to 80x10 ⁶ cJ/kg (up to 80 Mrad)
Tensile strenght:	
static:	15 n/mm ²
dynamic:	30 n/mm ²
Max speed:	up to 120 m/min
Resistance:	
Fire performance:	test method B acc. to DIN VDE 0472 part 804 and IEC 60332-1
Chemical resistance:	very good



Part no.	No. of cores x cross-section n x mm ²	Outer-Ø ca. mm ± 10%	Copper weight kg/km	Cable weight approx. kg/km	AWG no. *)
03050E72041M15	4G1,5	4,5x13,7	58	133	16
03050E72051M15	5G1,5	4,5x17,9	72	169	16
03050E70071M15	7G1,5	4,5x23,5	101	235	16
03050E70081M15	8G1,5	4,5x26,8	115	265	16
03050E71080M15	8x1,5	5x29	115	300	16
03050E70091M15	9G1,5	5x32	130	330	16
03050E70101M15	10G1,5	4,5x33,5	144	332	16
03050E70121M15	12G1,5	4,5x38,9	173	421	16
03050E70161M15	16G1,5	4,5x51,5	230,4	555	16
03050E70181M15	18G1,5	5x58	259,2	620	16
03050E70241M15	24G1,5	5x80	346	859	16
03050E72041M25	4G2,5	5,5x17	96	205	14
03050E72051M25	5G2,5	5,5x21,5	120	256	14
03050E70071M25	7G2,5	5,5x30,3	168	344	14
03050E70081M25	8G2,5	5,5x31,9	192	389	14
03050E70121M25	12G2,5	5,8x47,1	288	580	14
03050E70161M25	16G2,5	5,8x55,1	384	674	14
03050E70181M25	18G2,5	5,8x74	432	900	14

Part no.	No. of cores x cross-section n x mm ²	Outer-Ø ca. mm ± 10%	Copper weight kg/km	Cable weight approx. kg/km	AWG no. *)
03050E70064M25	6x(4G2,5)	15x63	576	950	14
03050E70241M25	24G2,5	5,8x120	576	950	14
03050E72041M40	4G4	7x21,8	154	344	12
03050E72051M40	5G4	7x27,4	192	428	12
03050E70071M40	7G4	7,9x36,6	269	590	12
03050E70121M40	12G4	6,8x57	460,8	880	12
03050E72041M60	4G6	8,2x24,8	230	424	10
03050E72051M60	5G6	8,2x31,8	288	530	10
03050E72071M60	7G6	8,2x42,6	403	760	10
03050E72041M61	4G10	10,0x29,6	384	710	8
03050E72041M62	4G16	11,2x34,4	614	1014	6
03050E72041M63	4G25	13,7x42,6	960	1365	4
03050E72041M64	4G35	15,4x47,6	1344	2100	2
03050E72041M65	4G50	18,2x57	1920	2940	1
03050E72041M66	4G70	20,6x64,2	2688	4090	2/0
03050E72041M67	4G95	20,5x72,5	3684	4550	3/0
03050E72051M40	5G4	6,9x26	192	390	12
03050E72051M60	5G6	7,6x29,5	288	530	10
03050E72051M61	5G10	9,4x36,5	480	868	8
03050E72051M62	5G16	13x46,6	768	1370	6
03050E72051M63	5G25	15,5x55,5	1200	2000	4

Other construction and sizes are available on request

PV-FLAT H05VVH6-F/LIFT

ELETTROTEK KABLE® PV-FLAT H05VVH6-F/LIFT



Construction:

Conductor:	Flexible red copper conductor Cl. 5, acc to IEC 60228, DIN VDE 0295
Insulation:	PVC special compound
Stranding:	parallel cores laying
Color code:	core identification up to 5 cores to color code DIN VDE 0293 7 cores and above with number printing + green-yellow
Outer sheath:	black, special PVC (RAL 9005)

Technical data:

Nominal voltage:	Uo/U 300/500 V (up to 1 mm ²)
Test voltage:	2 kV
Temperature range:	fixed installation: -40°C up to +80°C flexible installation: - 5°C up to +70°C
Min. Bending radius:	10 x d
Radiation resistance:	up to 80 x 10 ⁶ cJ/kg (up to 80 mrad)
Resistance:	Oil resistance: DIN VDE 0473 part 811-2-1, IEC 60811-2-1; Fire resistant: acc. to DIN VDE 0482 part 266-2-5, IEC 60332-3, EN 50266-2-5

Features:

- ▶ High flexibility
- ▶ packeting possibility



Part no.	No. of cores x cross-section n x mm ²	Outer-Ø ca. mm ± 10%	Copper weight kg/km	Cable weight approx. kg/km	AWG no. *)
07020D72041M07	4G0,75	4,3 x 12,6	28,8	90	19
07020D72051M07	5G0,75	4,3 x 16,1	36	115	19
07020D70061M07	6G0,75	4,3 x 19,4	43,2	141	19
07020D70081M07	8G0,75	4,3 x 26,4	64,8	198	19
07020D70091M07	9G0,75	-	58	190	19
07020D70101M07	10G0,75	4,3 x 30,1	72	224	19
07020D70121M07	12G0,75	4,3 x 33,8	84,4	258	19
07020D70161M07	16G0,75	4,3 x 44,4	115,2	340	19
07020D70181M07	18G0,75	4,3 x 49,2	129,6	380	19
07020D70201M07	20G0,75	4,3 x 55	144	424	19
07020D70241M07	24G0,75	4,3 x 65,6	172,8	509	19
07020D72031M07	3G1	4,5 x 10,8	28,8	80	18
07020D72041M07	4G1	4,5 x 13,4	38,4	104	18
07020D72051M07	5G1	4,5 x 16	48	134	18
07020D70061M07	6G1	4,5 x 20,6	57,6	161	18
07020D70081M07	8G1	-	77	220	18
07020D70091M07	9G1	4,5 x 28,4	86,4	230	18
07020D70101M07	10G1	4,5 x 30	96	256	18
07020D70121M07	12G1	4,5 x 36,2	115,2	298	18
07020D70161M07	16G1	4,5 x 47,6	153,6	395	18
07020D70181M07	18G1	4,5 x 52,8	172,8	441	18
07020D70201M07	20G1	4,5 x 59	192	495	18
07020D70241M07	24G1	4,5 x 70,4	230,4	590	18

Other construction and sizes are available on request

GAALFLEX® CONTROL: 500

PVC control cable (former = YSLY-JZ) 300/500 V



CE

ELETTROTEK KABEL® GAALFLEX® CONTROL 500



Construction:

Conductor:	Flexible red copper conductor Cl. 5, acc to IEC 60228, DIN VDE 0295
Insulation:	PVC type TI2
Cores color:	black cores with consecutive numbers acc. to EN 50334, green-yellow from 3 cores
Stranding:	in layers
Outer sheath:	grey (RAL 7001) PVC type TM2

Features:

- ▶ flexible
- ▶ numbered cores
- ▶ small bending radius
- ▶ on request black outer sheath

Technical data:

Nominal voltage:	U _{oU} 300/500 V
Test voltage:	3 kV acc.to DIN VDE 0281 part 2 + HD 21.1
Temperature range:	
Fixed laying:	-40°C to +80°C
Flexible application:	-15°C up to +80°C
Radiation resistance:	8 x 10 ⁷ cJ/kg
Min. bending radius :	
fixed laying:	4 x d
flexible applications:	6 x d
Resistance:	Flame retardant and self-extinguishing: acc.to IEC 60332-1-2, EN 50265-2-1, DIN VDE 0482 part 265-2-1 Oil resistance: acc. to DIN VDE 0473 part 811-2-1, IEC EN 60811-2-1

Part no.	No. of cores x cross section n x mm ²	Outer Ø Ca. mm ±10%	Copper weight kg/km	Cable weight kg/km	AWG no. *)
31010D51020M05	2 x 0,5	5,1	9,6	37	20
31010D50031M05	3 G 0,5	5,4	14,4	43	20
31010D50041M05	4 G 0,5	5,8	19,2	52	20
31010D50051M05	5 G 0,5	6,5	24	64	20
31010D50071M05	7 G 0,5	7,1	33,6	80	20
31010D50081M05	8 G 0,5	8,3	38,4	99	20
31010D50091M05	9 G 0,5	8,8	43,2	110	20
31010D50101M05	10 G 0,5	9,2	48	117	20
31010D50121M05	12 G 0,5	9,5	57,6	132	20
31010D50141M05	14 G 0,5	9,9	67,2	148	20
31010D50161M05	16 G 0,5	10,6	76,8	171	20
31010D50181M05	18 G 0,5	11,2	86,4	189	20
31010D50211M05	21 G 0,5	12,4	100,8	225	20
31010D50251M05	25 G 0,5	13,6	120	260	20
31010D50301M05	30 G 0,5	14	144	298	20
31010D50341M05	34 G 0,5	15,3	163,2	341	20
31010D50401M05	40 G 0,5	16,5	192	399	20
31010D50421M05	42 G 0,5	16,5	201,6	414	20
31010D50501M05	50 G 0,5	18,1	240	485	20
31010D50611M05	61 G 0,5	19,4	292,8	529	20
31010D50651M05	65 G 0,5	20,4	312	619	20
31010D50801M05	80 G 0,5	22,2	384	752	20
31010D51020M07	2 x 0,75	5,7	14,4	47	19
31010D50031M07	3 G 0,75	6,2	21,6	59	19
31010D50041M07	4 G 0,75	6,7	28,8	71	19
31010D50051M07	5 G 0,75	7,3	36	84	19
31010D50071M07	7 G 0,75	8,2	50,4	110	19
31010D50081M07	8 G 0,75	9,6	57,6	136	19
31010D50091M07	9 G 0,75	10,2	64,8	152	19
31010D50101M07	10 G 0,75	10,6	72	159	19
31010D50121M07	12 G 0,75	10,9	86,4	181	19
31010D50141M07	14 G 0,75	11,4	100,8	203	19
31010D50161M07	16 G 0,75	12,2	115,2	234	19

Part no.	No. of cores x cross section n x mm ²	Outer Ø Ca. mm ±10%	Copper weight kg/km	Cable weight kg/km	AWG no. *)
31010D50181M07	18 G 0,75	12,9	129,6	258	19
31010D50211M07	21 G 0,75	14,3	151,2	305	19
31010D50251M07	25 G 0,75	15,6	180	354	19
31010D50301M07	30 G 0,75	16,3	216	417	19
31010D50341M07	34 G 0,75	17,8	244,8	473	19
31010D50401M07	40 G 0,75	19	288	546	19
31010D50421M07	42 G 0,75	19	302,4	565	19
31010D50501M07	50 G 0,75	21	360	672	19
31010D50611M07	61 G 0,75	22,5	439,2	803	19
31010D50651M07	65 G 0,75	23,9	468	869	19
31010D50801M07	80 G 0,75	25,7	576	1040	19
31010D51020M10	2 x 1	5,9	19,2	53	18
31010D50031M10	3 G 1	6,4	28,8	67	18
31010D50041M10	4 G 1	7	38,4	82	18
31010D50051M10	5 G 1	7,8	48	101	18
31010D50071M10	7 G 1	8,5	67,2	128	18
31010D50081M10	8 G 1	9,9	76,8	157	18
31010D50091M10	9 G 1	10,8	86,4	181	18
31010D50101M10	10 G 1	11	96	189	18
31010D50121M10	12 G 1	11,3	115,2	211	18
31010D50141M10	14 G 1	12,1	134,4	244	18
31010D50161M10	16 G 1	12,7	153,6	273	18
31010D50181M10	18 G 1	13,6	172,8	309	18
31010D50211M10	21 G 1	15	201,6	363	18
31010D50251M10	25 G 1	16,4	240	422	18
31010D50301M10	30 G 1	17	288	488	18
31010D50341M10	34 G 1	18,5	326,4	556	18
31010D50401M10	40 G 1	19,9	384	651	18
31010D50421M10	42 G 1	19,9	403,2	677	18
31010D50501M10	50 G 1	21,9	480	792	18
31010D50611M10	61 G 1	23,6	585,6	959	18
31010D50651M10	65 G 1	24,8	624	1024	18
31010D50801M10	80 G 1	27	768	1243	18

CONTROL AND CONNECTION CABLES

H05V-K, 300/500 V
H07V-K, 450/750 V
 PVC insulated single conductor



ELETTROTEK KABEL® H05VK-K

Construction:

Conductor: Flexible red copper conductor Cl.5, acc to IEC 60228, DIN VDE 0295
Insulation: Black (RAL 9005), PVC type Tl1 (other color on request)

Technical data:

Nominal voltage: up to 1 mm.² from 1.5 mm.²
 U/oU 300/500 V
 U/oU 450/750 V

Test voltage:
 H05V-K: 2,5 kV acc.to DIN VDE 0281 part 2 + HD 21.2
 H07V-K: 2,5 kV acc.to DIN VDE 0281 part 2 + HD 21.2

Temperature range: -10°C to +70°C

Min. bending radius : D≤8 8<D≤12 12<D≤20 D>20
 fixed laying: 3D 3D 4 x d 4 x d
 flexible applications: 5D 5D 6 x d 6 x d

Resistance: **Self-extinguishing and flame retardant:** acc. to DIN VDE 0482 part 265-2-1 / EN 50265-2-1 / IEC 60332-1-2

Features:

- ▶ flexible conductor
- ▶ harmonized acc. to European standards
- ▶ <HAR> H05V-K, H07V-K

H05V-K

Part no.	Cross section mm ²	Outer Ø Ca. mm ±10%	Copper weight kg/km	Cable weight kg/km	AWG kg/km
31320D01010M05	0,5	2,3	4,8	10	20
31320D01010M07	0,75	2,4	7,2	12	19
31320D01010M10	1	2,6	9,6	15	18


H07V-K

Part no.	Cross section mm ²	Outer Ø Ca. mm ±10%	Copper weight kg/km	Cable weight approx. kg/km	AWG no. *)
31320E01010M15	1,5	3,1	14,4	21	16
31320E01010M25	2,5	3,7	24	32	14
31320E01010M40	4	4,3	38,4	47	12
31320E01010M60	6	4,8	57,6	65	10
31320E01010M61	10	6,8	96	110	8
31320E01010M62	16	7,4	153,6	170	6
31320E01010M63	25	9,3	240	255	4
31320E01010M64	35	10,7	336	345	2
31320E01010M65	50	12,7	480	495	1
31320E01010M66	70	14,6	672	720	2/0
31320E01010M67	95	16,7	912	980	3/0
31320E01010M68	120	18,5	1152	1240	4/0
31320E01010M69	150	20,4	1440	1550	250 MCM
31320E01010M70	185	22,75	1776	1920	350 MCM
31320E01010M71	240	26	2304	2480	450 MCM

Other dimensions and colors available on request.

A WIDE RANGE OF PRODUCTS AT YOUR DISPOSAL:

ELETTROTEK KABEL®



TITAN®

SERVICE

TITAN SERVICE CO.,LTD.

บริษัท ไทเทิน เซอร์วิส จำกัด

1/19 หมู่ 1 ต.พิมพา อ.บางปะกง จ. ฉะเชิงเทรา 24180 ประเทศไทย

Tel. : 038-989-373 ถึง 76 Fax. : 038-989-377 HOTLINE : 063-273-1222

E-mail : info.titanservice@gmail.com Line : @titanservice Website. www.titanservice.co.th

เลขประจำตัวผู้ เสียภาษี 0245554000406 Facebook.com/Titanservicecompany